

2011 Program Report Card: University of Connecticut Student Financial Aid

Quality of Life Result: Student financial assistance provides access to an affordable, high quality education and enables the University to prepare students who will enhance the long term economic development, meet workforce needs and improve the overall quality of life for Connecticut residents.

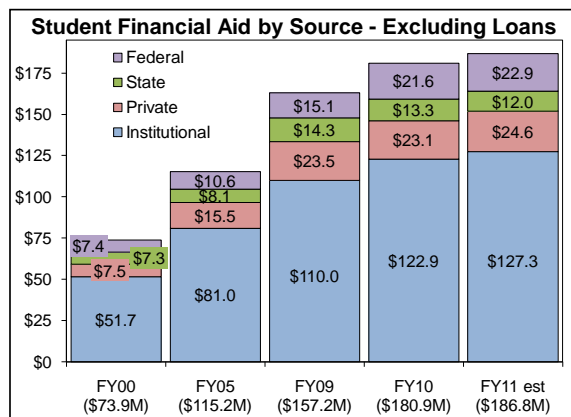
Contribution to Result: Through outreach at high schools, early awareness programs, and consumer information, the University actively communicates that financial aid is available to those who qualify, criteria, application process, and timing.

Total Program Actual Funding for FY10: \$345.4M State: \$15.6M Federal: \$21.6M Other: \$308.2M

Total Program Budgeted Funding for FY11: \$360.9M State: \$14.4M Federal: \$22.9M Other: \$323.6M

Partners: Students and families, State Department of Higher Education, Federal Department of Education, public/private high schools, local outreach programs, UConn Foundation, Student Support Services and Corporate Partners.

Performance Measure 1: Institutional funding has increased significantly over time.

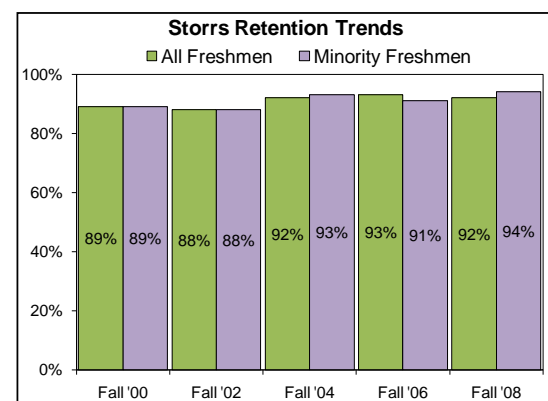


Story behind the baseline: This graph illustrates the various funding sources that comprise the financial aid program. Institutionally funded financial aid rose by 146% since FY00. UConn consistently allocates more than the state mandated 15% of Net Tuition Revenue towards need based financial aid and has consistently implemented financial aid packaging policies that meet direct costs of our neediest students. Funding cuts from state and/or institutional sources could impact our ability to maintain financial aid packaging policies that allow us to meet the direct costs of our neediest applicants.

Proposed actions to turn the curve: Immediately promote the availability of

expanded eligibility of “second year Federal Pell Grant” awards and the opportunity they will present for students to progress to graduation on time, reducing overall cost. Federal Pell Grant eligible students could receive the same amount of Federal Pell Grant in the summer, as they did during the fall/spring terms provided they are enrolled full time and making progress. This new funding opportunity will be promoted directly to all Federal Pell Grant recipients, as well as, the “Parent Talk Newsletter”, and institutional websites. Over the next several months, we will review institutional policies in an effort to help our students maximize this new funding source. Due to the difficult economic climate, future resources for financial aid may be limited and will present challenges. In addition, the University will continue to partner with the UConn Foundation and Corporate Partners to explore private sources of funding.

Performance Measure 2: Enrollment and retention as compared to the number of financial aid packages.



	Fall '00	Fall '02	Fall '04	Fall '06	Fall '08	Fall '09	Fall '10	Change
# of Financial Aid Packages	8,616	9,560	11,408	12,619	13,227	15,748	16,743	94.3%
Undergraduate Enrollment	16,681	18,662	20,151	20,784	21,372	21,496	21,881	31.2%

Story behind the baseline: The increased number of financial aid packages has helped more and more students stay in school as evidenced by increased retention rates for all students, particularly minority students over the same period of time. Funding cuts from the state and/or institution could increase the financial barriers to enroll in college, stay in college and graduate in a timely fashion.

Proposed actions to turn the curve: In partnership with the UConn Foundation, the University will continue to seek alternative funding sources for financial aid. Increases in private funding will mitigate the impact of

2011 Program Report Card: University of Connecticut Student Financial Aid

Quality of Life Result: Student financial assistance provides access to an affordable, high quality education and enables the University to prepare students who will enhance the long term economic development, meet workforce needs and improve the overall quality of life for Connecticut residents.

Contribution to Result: Through outreach at high schools, early awareness programs, and consumer information, the University actively communicates that financial aid is available to those who qualify, criteria, application process, and timing.

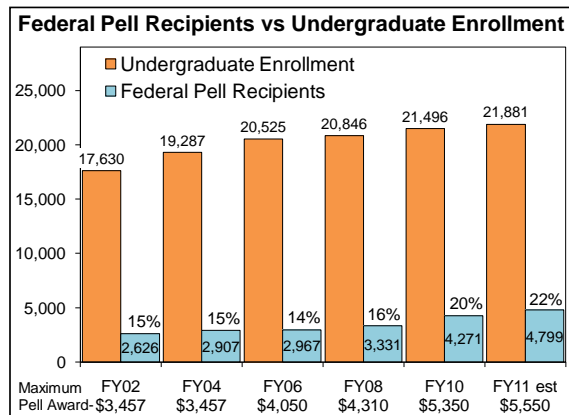
Total Program Actual Funding for FY10: \$345.4M State: \$15.6M Federal: \$21.6M Other: \$308.2M

Total Program Budgeted Funding for FY11: \$360.9M State: \$14.4M Federal: \$22.9M Other: \$323.6M

Partners: Students and families, State Department of Higher Education, Federal Department of Education, public/private high schools, local outreach programs, UConn Foundation, Student Support Services and Corporate Partners.

reductions in financial aid and maintain these positive trends.

Performance Measure 3: Federal Pell Grant recipients have increased.

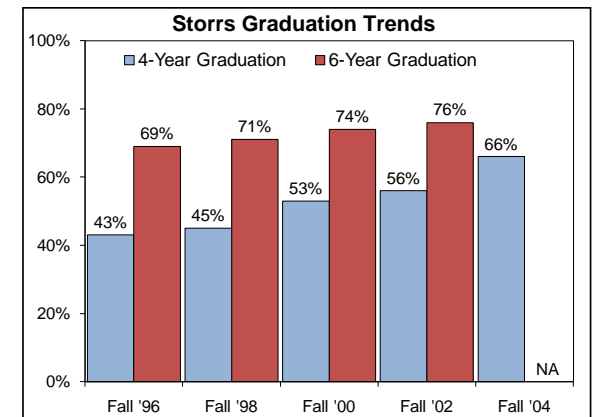


Story behind the baseline: From FY02 to FY11, the amount of Federal Pell Grant recipients as a percentage of undergraduate enrollment has grown from 15% to 22%. During this same period, undergraduate enrollment increased 24% while the number of Pell recipients increased 47%. The maximum Pell award increased 61%. The Pell recipient growth is a reflection of our active outreach to this population, as well as, financial aid packaging policies that meet the direct costs of our neediest students. The University plans to maintain these programs and policies as they

are an integral part of meeting our access mission. Should there be cuts to state and institutional funding or if funding is not approved for increases to the Federal Pell Grant program, there will be significant challenges to assisting needy students that would impact the University's ability to maintain access for this population.

Proposed actions to turn the curve: The University will actively monitor outreach initiatives and explore new opportunities to engage these students. Packaging policies will be evaluated and refined as we continue to meet the direct cost of our neediest students. Moving forward, the University will monitor, review and revise policies that will assist this population in maximizing their Federal Pell Grant eligibility. In addition, the University will continue to explore new sources of funding in partnership with the UConn Foundation and Corporate partners.

Performance Measure 4: Graduation rates for all students have increased.



Story behind the baseline: Among the 58 public research peer universities, the fall 2002 4-year rate of 56% ranks 11th and the 6-year rate of 76% ranks 21st. The removal of financial obstacles enables students to complete their degrees faster. Financial aid removes barriers to enrollment and progress toward degree attainment. Cuts to funding would disrupt student progress.

Proposed actions to turn the curve: In partnership with the UConn Foundation, the University will continue to seek additional financial aid funds in an effort to increase these rates and to support the Finish in Four initiative. Promoting the opportunities available to Pell Grant eligible students for summer funding will assist these students by mitigating the financial barriers that impede progress toward degree completion.